

SCOTTISH

WILD CAMPING

TEAGUE HUTCHINSON

40509190

The Motion Graphic

The Motion Graphic will display the Scottish highlands as our main character travels along the landscapes, bundle in hand, learning the lessons of Wild Camping in Scotland along the way through the narration that accompany his actions.

Inspiration

Main inspiration will come from the famous Lord of the rings scene (Fellowship of the Ring) where the fellowship travels together across the New Zealand landscape.

<https://youtu.be/PreffqwJQlc>

The minute long video will have a lot of zooming/panning shots of our main character as he travels the Scottish landscape. Each of the frames will be based on real places in Scotland.



Treatment

The following story will detail the does and don'ts of wild camping as our main character (Bob) goes through the Scottish landscape and the narrator instructs him on his route through the wilderness. The animation will hopefully capture the vastness of the Scottish countryside while also teaching the viewer about wild camping and leaving them informed.

Scene 1

Opening with Bob, the hero of the story marching into the frame as a river roars beside him. Here we hear the narrator announce themselves to the viewer and introduce Bob and his mission to explore the Scottish countryside for a place to lay his head. As the narrator is talking, Bob makes a move across the river with the water rippling against him. As he crosses, he leaves impressions on the gravel on the other side in the form of footprints. He moves onwards.

Scene 2

Bob then comes into view surrounded by greenery. As he is trudging across the side of a green hill, he drops his bindle (bag). Here the narrator introduces the first of the dos and don'ts of wild camping; littering. Bob noticing his mistake, goes back for his dropped possessions and as he does so the camera pans out, revealing a vast valley. Here birds can be heard tweeting and a trickle of water but still Bob moves onward.

Scene 3

Bob now finds himself approaching a campsite that is at capacity. As he approaches, music and chatter can be heard. The narrator then states that it is best not to overpopulate campsites when in the wilderness as they can be left messy. With this information, Bob marches onward leaving behind the chatter of the tents.

Scene 4

Bob now comes into shot marching up a snowy hill. He's leaving footprints as he goes through the white ink and his bindle is swinging more vigorously in the wind. The narrator then offers the viewer information on the different mountain options Scotland has to offer. As the narration continues Bob carries on until he reaches a pinnacle to the hill/mountain. Here he gazes upon a setting sun and the narrator reminds him that it is getting cold and that it will be night soon. Bob then marches down the mountainside bindle in hand.

Scene 5

Bob can now be seen marching down a path with the sun and the snowy hills at his back. The night is drawing in as he comes to a house. The narrator informs him that he'll need to knock on the door and ask permission from the homeowner in order to spend the night. With this, Bob marches up to the door and gives it a knock. He is greeted with a disapproving downwards thumb and is sent on his way.

Scene 6

Bob now comes to a forest clearing. Here he decides is the right spot to set up his tent. Bob gives his bindle a big old swing and it pops into a bindle shaped tent. The narrator informs him not to light a fire in the woods as doing so would be dangerous and wishes him a good night. As the purple night draws in the logo comes into focus, reminding the viewer once again of the company and its purpose.

Script

The River Scene

Bob can be seen crossing a river.

Narrator: Be like Bob here and visit Scotland. Home of wild camping Scotland has something to offer any happy camper. From mountains to seaside's, we've got it all. Now Watch yourself crossing that river, Bob!

The Valley Scene

Bob is marching across the valley and drops his bindle.

Narrator: Look at that! One of one of Scotland's magnificent valleys. Bob! What have I told you about littering? Here in Scotland, we take pride in cleaning up after ourselves and keeping the countryside as beautiful as it deserves to be.

The Tent Scene

Bob enters the shot to see a busy campsite.

Narrator: Now Bob. Here we have a good example of an overpopulated wild campsite. This spots no good to camp! You'll turn the grass to mud Bob!

The Mountain Scene

Bob is climbing up the mountainside.

Narrator: And here we have one of Scotland's many mountains! Scotland is home to a range of different mountains; fit for various expeditions that one might take. You just have to be careful to always come prepared! Unlike Bob here. Better turn back before you freeze Bob!

The Winding Path Scene

Bob is walking a winding path.

Narrator: And here he comes. Finally caught up. Its getting late pal, better find a good campsite soon.

The House Scene

Bob approaches a house and knocks on the door

Narrator: This is a good spot! But I think you'll have to ask permission bob. Better chap the door.

–thumbs down from homeowner.

Ach never mind Bob, you'll find the right spot soon.

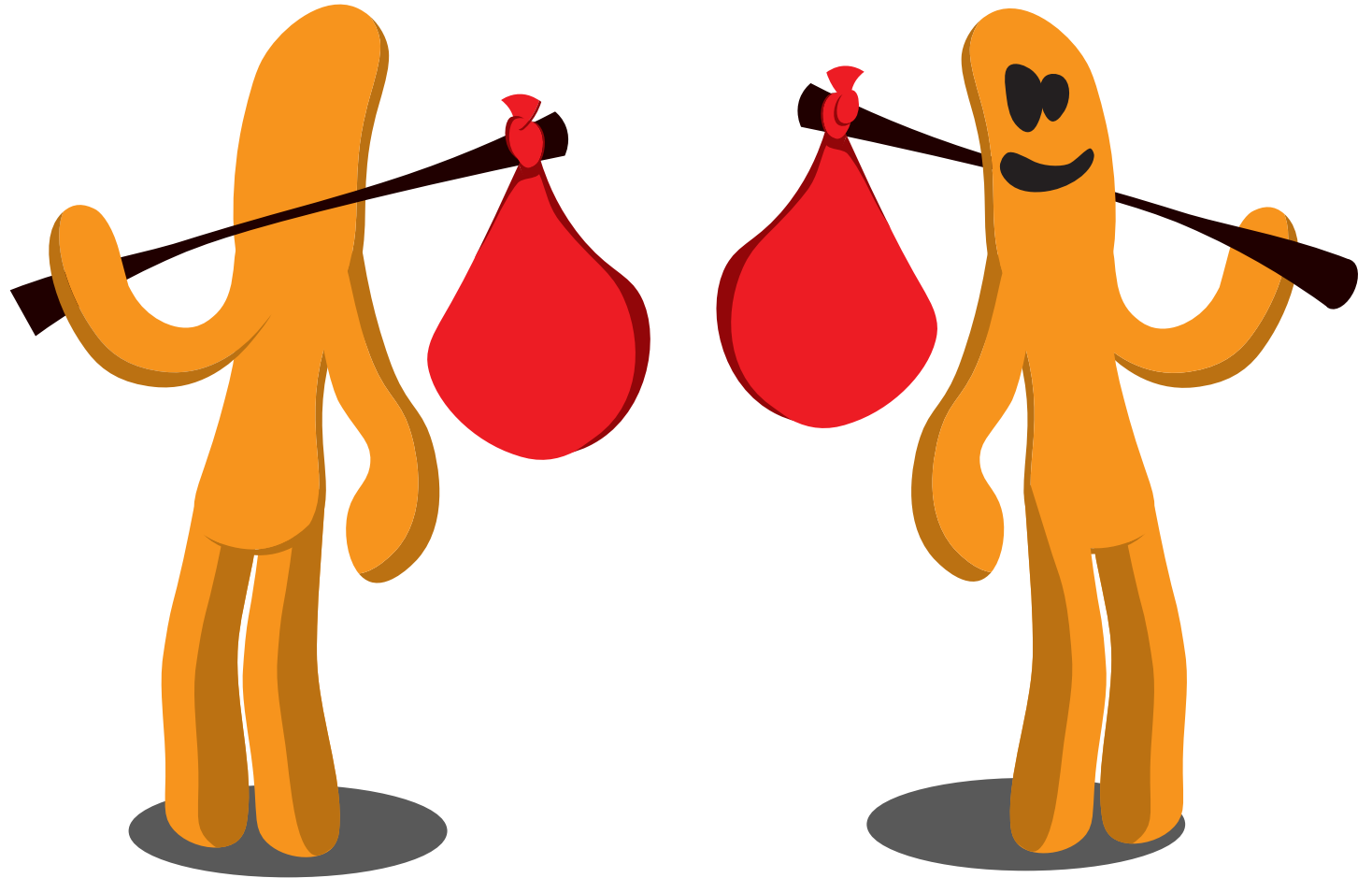
The Forest Scene

Bob finds himself in a forest clearing and pitches his tent.

Narrator: The woods? Why Not. Scotland's got plenty of forests. You just have to watch yourself. A fire probably won't be safe but you'll be warm enough in your tent. All the best Bob! Mind to leave the wilderness like you found it I the morning.

Main Character - Bob

Bob will be the main character and will be drawn rather simply to allow for more time for to be spent on the background and in making it feel more alive.




Style Frames



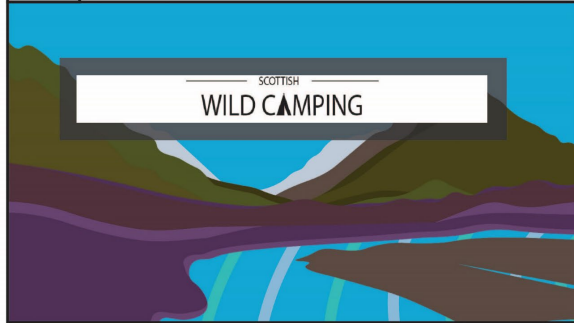






Storyboards

1



Intro starts with the logo. Narrator introduces the video and the idea of wild camping. Water is roaring.

2




Bob comes from the left. the narrator introduces him. the camera pans to the right slightly as the river ripples. clouds moving through the sky.

3



Bob crosses. the water ripples against him as his bindle swings when he crosses. Camera continues to pan in same direction.

4




Bob has now crossed. wet footprints begin to appear in the gravel behind him.

5



Cut to Bob now in a the grassy hills. Birds can be heard tweeting.v

6




Bobs bindle snaps. The narrator introduces the first of the do's and donts to wild camping; littering.

7




Bob begins to turn around as the camera zooms out to reveal the scenery.

8



Bob still turning as the camera rolls back. Birds can be seen passing through the shot, dusk is rolling in.

9



Camera reveals the the scottish landscape that Bob is protecting by picking up after himself.

10



Camera cuts to a seen with tents, its overpopulated and loud. The narrator says that wild campers shouldnt overpopulate when camping.

11



Bob enters the shot and with this information, turns the oposite direction.

12



Bob leaves the overpopulated shot. Tents can be seen bouncing and moving with the noise.

13




Bob begins to climb a snowy mountain. hes moving as the camera follows him. Bindle swings more as the wind picks up.

14




Bob leaves footprints as he goes. narrator speaks the dangers of exposure to poor weather without the right equipment.

15




Bob has made it to the top. wild life could be introduced here? Camera zooms out as Bob turns around before taking in the view.

16




Bob moves back down the mountain. Sun draws in.

17



Hes made is down the mountain, marching toward the camera.

18



Bob approaches a house. the narrator introduces the next topic about asking for permission to camp.

19



He knocks on the door.

20



Camera cuts in. a downward thumb can be seen and a dissaproving grunt.

21



Door slams shut and Bob begins to move on.

22



Bob moves right, continueing his search for somewhere to stay. waves ripple in background.

23



Bob finds a tree and the narrator states that it is the perfect spot. He moves to the middle of the scene.

24



Bob swings his bindle round as it miss-shapes.

25



He continues to swing his bindle. leaves fall around him.

26



The bindle forms a weird looking tent. Bob begins to toss his stick as he moves round.

27



Bob tosses the stick through the air as he moves around the tent.

28



He proceeds into the tent.

29



Bob is engulfed by the tent and the night slowly draws in. The narrator closes the animation off with a conclusion.

30



The logo fades in again and the animation comes to a close.

Timetable

- Complete any remaining assets. (Clouds, Extra Wildlife, Wind effects, etc.) – 29/10
- Get rough recording of the script to help with timing the animation. – 31/11
- Start the animation. – 31/10
- Finnish Animation. – 18/11
- Re-record Sound. 21/11
- Any Final Edits. – 25/11
- Find Feedback. – 28/11
- Finish Reflection. – 02/12